

2021

Wood County

YOUTH RISK BEHAVIOR SURVEY (YRBS)





53% of Wood County students answered affirmatively to at least one of the questions about anxiety, depression, or self-harm

YOUTH RISK BEHAVIOR SURVEY (YRBS)



7%
of Wood County students attempted suicide



Mental Health Matters



TABLE OF CONTENTS

Introduction	1
Overview	1
Summary of Participation	2
Violence	3
Mental Health	6
Sexual Health	11
Substance Use	16
Summary	20



INTRODUCTION

Thank you for your interest in the Wood County Youth Risk Behavior Survey (YRBS)! We are thrilled to provide the data to our schools, policymakers, parents, youth, and others interested in the health and well-being of the young people in our community.

The value of this data cannot be overstated. Having local and current information about Wood County youth can help identify behaviors, understand potential risks they are encountering, and evaluate the effectiveness of interventions aimed at improving the health of our youth. It may also help identify the need for new programs, policies, and collaborations.

This data is a reliable tool that can help facilitate positive changes in the lives of youths in Wood County by raising awareness and getting others involved in making our communities and schools safe and healthy places.

Finally, we would like to thank the students, teachers, administrators, and school districts that participated in the 2021 YRBS. Thank you for your efforts and involvement in the survey!

OVERVIEW

In partnership with the Centers for Disease Control and Prevention (CDC), the Wisconsin Department of Public Instruction (DPI) conducts the Youth Risk Behavior Survey (YRBS) every two years with middle and high school students. DPI changed the data collection process for the 2019 survey. This included a new software system, standardized timeframe, standardized questionnaires, better integration with Wisconsin's statewide survey, and more support from the Cooperative Educational Service Agency (CESA). The same data collection process was used for the 2021 survey. Due to the changes to the YRBS, the data collected prior to 2019 cannot be compared to YRBS results from 2019 and 2021.

The YRBS collects data around different topics, including violence, mental health, sexual health, and substance use. Each topic has a section that compares Wood County data to Wisconsin by gender, sexual orientation, and race/ethnicity.

The YRBS data does not take into account how the social determinants of health impact the health and well-being of youths in Wood County.



SUMMARY OF PARTICIPATION

A total of 2,703 Wood County high school students from 9th through 12th grade participated in the 2021 Youth Risk Behavior Survey (YRBS). This represents 75% of high school students in Wood County.

Participating Schools

- Auburndale High School
- John Edwards High School
- Lincoln High School
- Marshfield High School
- Nekoosa High School
- River Cities High School
- Pittsville High School

Survey Participation Demographics

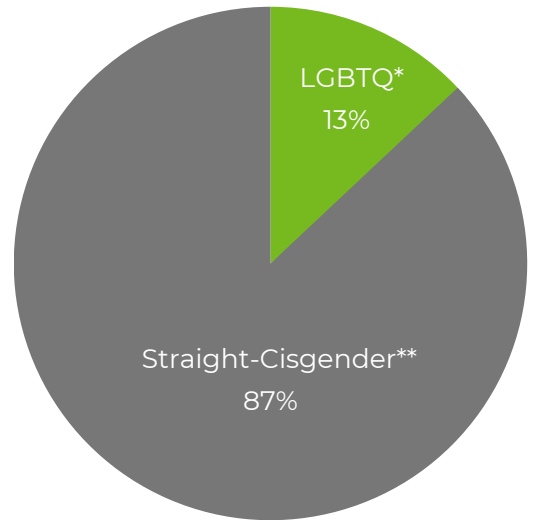
Grade Level



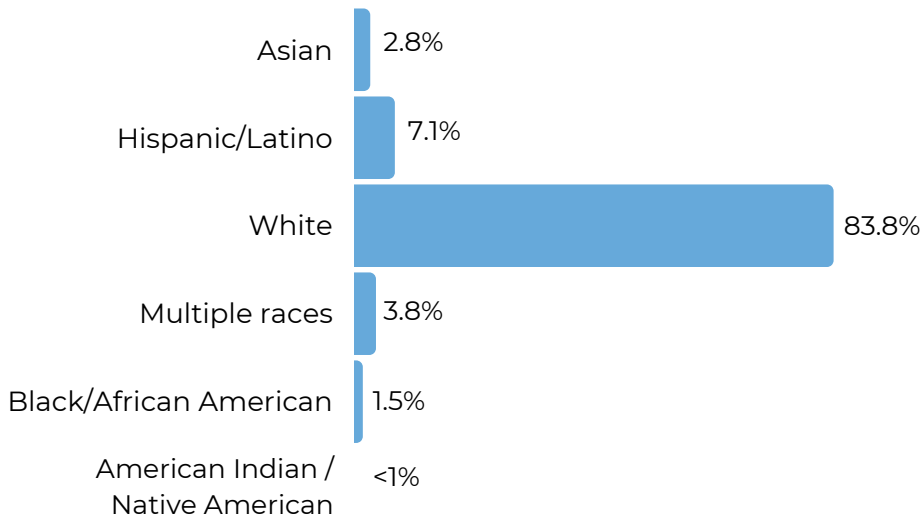
Sex



Sexual Orientation & Gender Identity



Race / Ethnicity



*LGBTQ stands for lesbian, gay, bisexual, transgender, queer or questioning.

**Straight-cisgender describes a person who identifies with the gender identity they were assigned at birth and are attracted to people of the opposite sex.



VIOLENCE



All Wood County Students

Students who felt safe at school always or most of the time



Students who believe violence is a problem at their school



Students who were in a physical fight on school property in the past 12 months



Students who were threatened or injured with a weapon at school in the past 12 months



Students who experienced bullying in the past 12 months



Students who experienced online bullying in the past 12 months



Students who believe bullying is a problem at their school



Female and Male


Wood County students who believe violence is a problem at their school



Wood County students who have experienced bullying in the past 12 months



Wood County students who were electronically bullied in the past 12 months

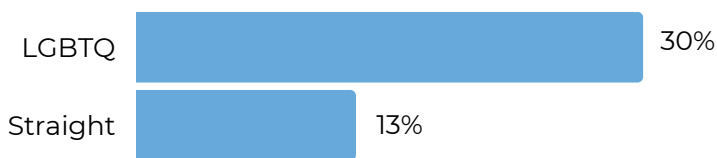


Wood County students who believe bullying is a problem at their school



LGBTQ and Straight-Cisgender

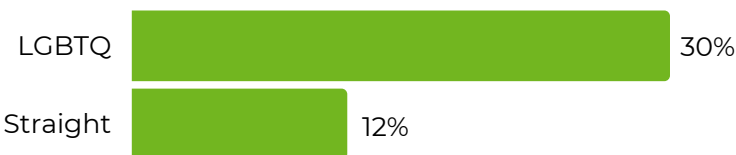
Wood County students bullied on school property in the past 12 months



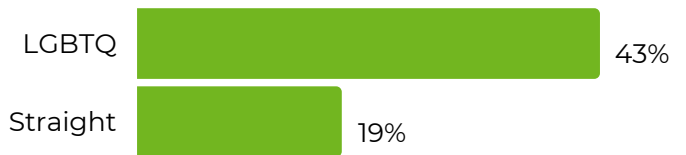
Wood County students who believe bullying is a problem at their school



Wood County students who were bullied online



Wood County students who were bullied online and/or at school





MENTAL HEALTH



All Wood County Students

Students who have self-reported anxiety in the past 12 months



Students who have self-reported depression in the past 12 months



Students who reported self-injury without intending to die in the past 12 months



Students who seriously considered suicide in the past 12 months



Students who made a plan to attempt suicide in the past 12 months



7% of Wood County students attempted suicide

53% of Wood County students answered affirmatively to at least one of the questions about anxiety, depression, or self-harm

Female and Male

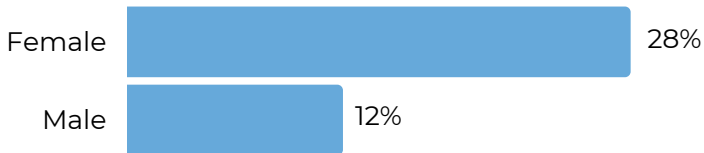
Wood County students who have self-reported anxiety in the past 12 months



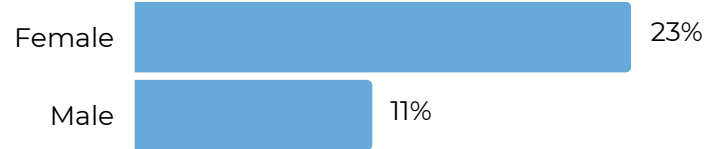
Wood County students who have self-reported depression in the past 12 months



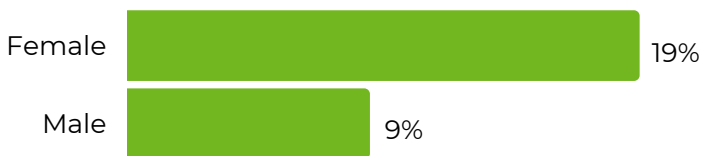
Wood County students who reported self-injury without intending to die in the past 12 months



Wood County students who seriously considered suicide in the past 12 months



Wood County students who made a plan to attempt suicide in the past 12 months

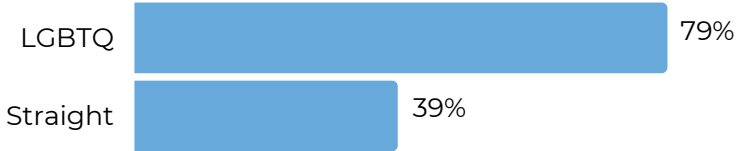


Wood County students who attempted suicide in the past 12 months

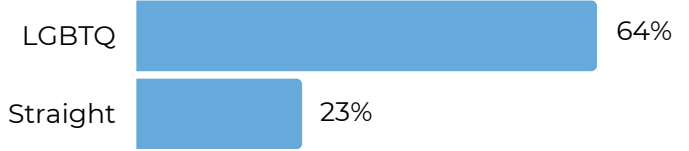


LGBTQ and Straight-Cisgender

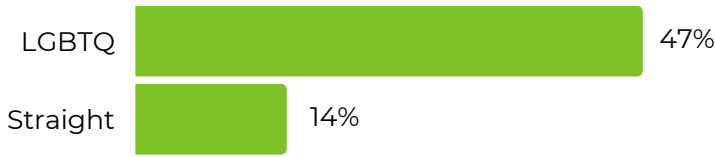
Wood County students who have self-reported anxiety in the past 12 months



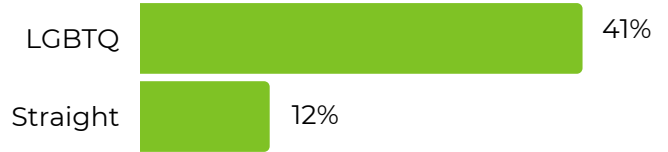
Wood County students who have self-reported depression in the past 12 months



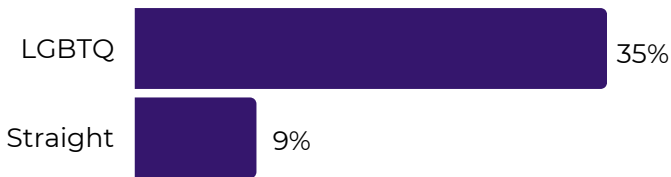
Wood County students who reported self-injury without intending to die in the past 12 months



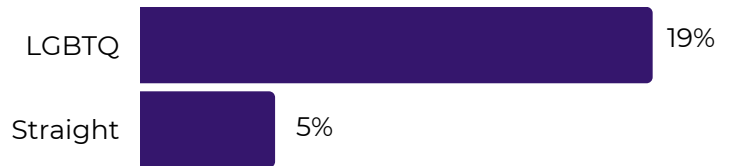
Wood County students who seriously considered suicide in the past 12 months



Wood County students who made a plan to attempt suicide in the past 12 months



Wood County students who attempted suicide in the past 12 months



Race and Ethnicity

The YRBS collects data from students of different racial and ethnic backgrounds, and the data presented in this section only compares White and Hispanic students. There are some additional findings between different racial and ethnic groups not graphed below, but are available for your viewing on the Department of Public Instruction website (<https://dpi.wi.gov/sspw/yrbs/online>).

Students who seriously considered suicide in the past 12 months



Students who made a suicide plan in the past 12 months



Students who reported self-harm in the past 12 months





SEXUAL HEALTH



All Wood County Students

Students who have ever had sexual intercourse



Sexually active students who had sexual intercourse in the past 3 months



Sexually active students who used a condom during their last sexual intercourse



Sexually active students who used no birth control methods during their last sexual intercourse



Students who have sent, received, or shared nude photos or sexual images in the past 30 days



Students who have experienced any sexual or dating violence



Female and Male

Wood County students who have ever had sexual intercourse



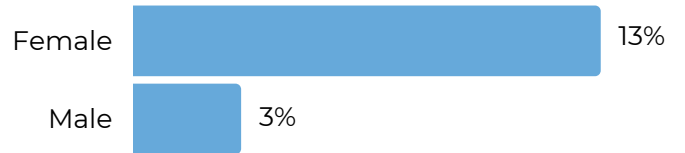
Sexually active Wood County students who had sexual intercourse in the past 3 months



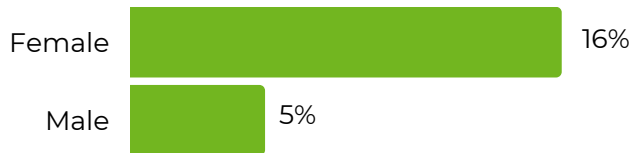
Sexually active Wood County students who have sent, received, or shared nude photos or sexual images in the past 30 days



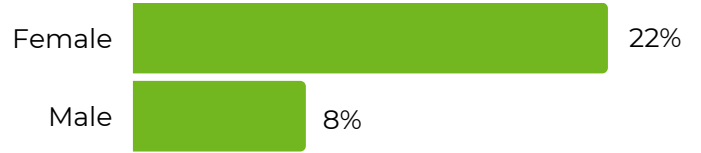
Wood County students who have ever been raped



Wood County students whose dating partner forced something sexual in the past 12 months



Wood County students who experienced any sexual or dating violence



LGBTQ and Straight-Cisgender


Wood County students who have ever had sexual intercourse



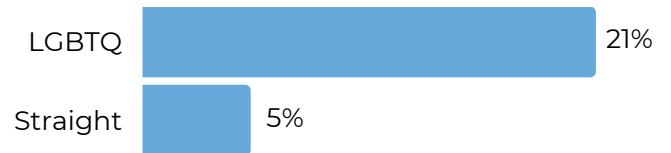
Sexually active Wood County students who had sexual intercourse in the past 3 months



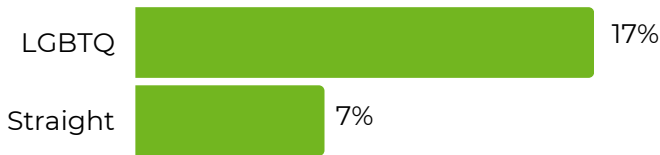
Sexually active Wood County students who have sent, received, or shared nude photos or sexual images in the past 30 days



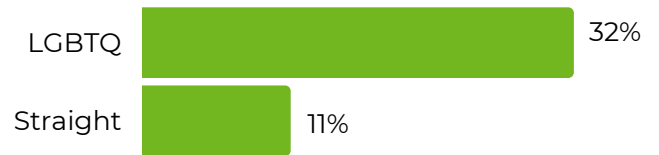
Wood County students who have ever been raped



Wood County students whose dating partner forced something sexual in the past 12 months



Wood County students who experienced any sexual or dating violence



Race and Ethnicity

The YRBS collects data from students of different racial and ethnic backgrounds, but the data presented in this section only compares White and Hispanic students. There are some additional findings between different racial and ethnic groups that are not graphed below, but are available for your viewing on the Department of Public Instruction website (<https://dpi.wi.gov/sspw/yrbs/online>).

Wood County students who reported being forced to do something sexual with a dating partner in the past 12 months



Wood County students who have ever had sexual intercourse



Wood County students who experienced any sexual or dating violence





SUBSTANCE USE



All Wood County Students

Students who have ever tried vaping



Students who have used vaping products in the past 30 days



Students who have ever drank alcohol



Students who have had at least one alcoholic beverage in the past 30 days



Percentage of students who have binge drank in the past 30 days



Students who have ever used marijuana



Students who have used marijuana in the past 30 days



Students who have used marijuana before the age of 13



Students who have misused prescription pain medicines



Female and Male

Wood County students who have ever tried vaping



Wood County students who used vaping products in the past 30 days



Wood County students who have ever drank alcohol



Wood County students who have drank alcohol in the past 30 days



Wood County students who have ever used marijuana

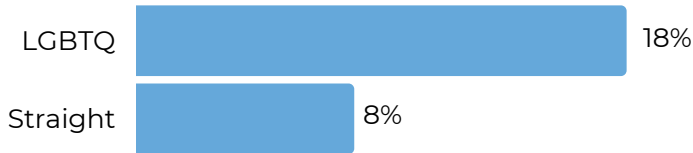


Wood County students who have used marijuana in the past 30 days

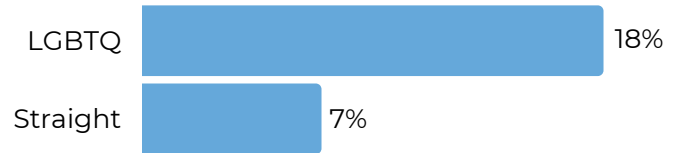


LGBTQ and Straight-Cisgender

Wood County students who have used marijuana in the past 30 days



Wood County students who have ever misused a prescription pain medicine



Wood County students who have ever drank alcohol



Wood County students who have ever tried vaping



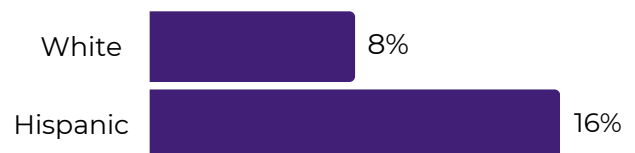
Race and Ethnicity

The YRBS collects data from students of different racial and ethnic backgrounds, and the data presented in this section only compares White and Hispanic students. There are some additional findings between different racial and ethnic groups not graphed below, but are available for your viewing on the Department of Public Instruction website (<https://dpi.wi.gov/sspw/yrbs/online>).

Wood County students who reported using marijuana in the past 30 days



Wood County students who reported ever misusing a prescription pain medication





Summary

In 2021, 7 Wood County public high schools (9th, 10th, 11th, and 12th grades) participated in the Youth Risk Behavior Survey (YRBS). The Wisconsin Department of Public Instruction (DPI) calculated YRBS data for all Wisconsin counties.

Wood County and Wisconsin data show similar trends in each category, with Wood County students generally reporting fewer risky behaviors in most categories. However, there are significant differences between sexes, sexual orientations, and ethnicity.

Female and LGBTQ students are more likely to report bullying as a problem at their school, and each group have higher rates of self-reported mental health concerns. For example, 48% of female students and 58% of LGBTQ students reported bullying as a problem at their school, compared to 37% of students overall. Additionally, female students generally have higher rates of self-reported anxiety and prolonged sadness, and are more likely to have seriously considered suicide, compared to male students. Students who identify as LGBTQ are also more likely to have attempted suicide compared to students who identify as straight-cisgender. Hispanic students are more likely to struggle with their mental wellbeing compared to white students, as illustrated in self-reported data regarding suicide and self-harm. Lastly, female, LGBTQ, and Hispanic students are more likely to be victims of sexual violence compared to male, straight-cisgender, and white students.

The self-reported YRBS data does not take into account how the social determinants of health (SDOH) impact health and well-being; however, other research shows that SDOH do have a disproportionate impact on certain groups of students in Wood County. As defined in Promoting Health and Health Equity (2018), the Social Determinants of Health include factors like socioeconomic status, education, neighborhood and physical environment, employment, and social support networks, as well as access to health care. Addressing SDOH is important for improving health and reducing longstanding disparities in health and health care.

Artiga S. & Hinton, E. (2018). Promoting Health and Health Equity. Retrieved from: <https://www.kff.org/disparities-policy/issue-brief/beyond-health-care-the-role-of-social-determinants-inpromoting-health-and-health-equity/>



Printed with support from Marshfield Clinic Health System, Northwoods Coalition, and Alliance for Wisconsin Youth.

